








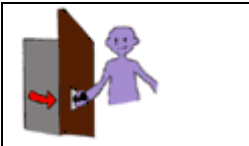
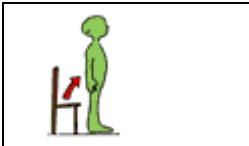

















ACE Expert English Homework

Please work on this alone. If you don't understand something, leave it blank.

I. What Are You Doing?

Match the picture to what the person is doing

- | | | | |
|---|---|--|---|
| 1.  | 2.  | 3.  | 4.  |
| a. to dance
b. to close
c. to walk | a. to eat
b. to walk
c. to write | a. to knock
b. to eat
c. to laugh | a. to cry
b. to laugh
c. to jump |
| 5.  | 6.  | 7.  | 8.  |
| a. to smile
b. to close
c. to dance | a. to knock
b. to walk
c. to speak | a. to knock
b. to speak
c. to laugh | a. to sit down
b. to jump
c. to knock |
| 9.  | 10.  | 11.  | 12.  |
| a. to smile
b. to sing
c. to dance | a. to walk
b. to dance
c. to open | a. to stand up
b. to jump
c. to close | a. to open
b. to jump
c. to write |
| 13.  | 14.  | 15.  | 16.  |
| a. to write
b. to sing
c. to jump | a. to read
b. to sing
c. to walk | a. to eat
b. to drink
c. to cry | a. to jump
b. to sing
c. to sleep |
| 17.  | 18.  | 19.  | 20.  |
| a. to wave
b. to sing
c. to walk | a. to think
b. to dance
c. to run | a. to think
b. to sleep
c. to laugh | a. to laugh
b. to cry
c. to dance |

21. 
a. to drink
b. to eat
c. to cook
22. 
a. to cook
b. to wave
c. to jump
23. 
a. to sleep
b. to cook
c. to comfort
24. 
a. to help
b. to save
c. to open
25. 
a. to give
b. to read
c. to save
26. 
a. to help
b. to save
c. to wave

II. Contractions; he, she, his, her


My name is.... → My name's...
Your name is... → Your name's...
His name is → His name's...
Her name is..... → Her name's.....

I am → I'm
You are → You're
She is → She's
He is → He's

1) Fill in the gap: *your OR my*




2) Fill in the gap: *your OR my*



3)

Fill in the gap: *you OR I*



4)

Fill in the gap: *her, his, name*



5)

Fill in the gap: *he, she, from*

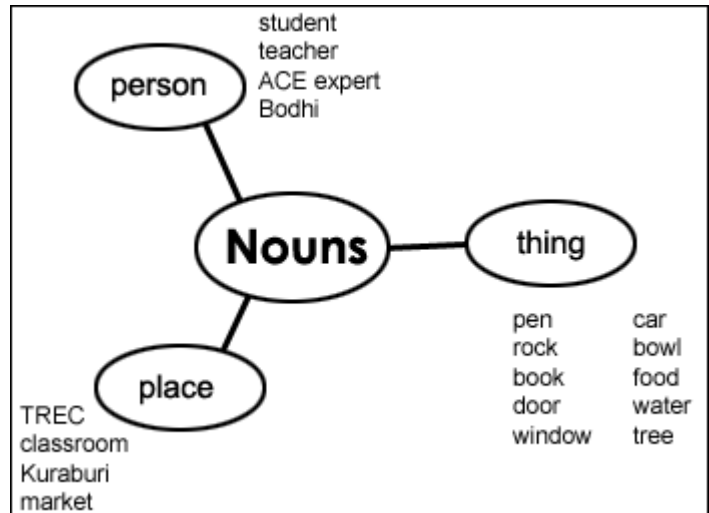


6)

Fill in the gap: *her, his, journey*




III. Nouns (person, place, or things)



- A. Underline the eight nouns in the list below.
Then look at the picture.
Circle the picture of each noun you underlined.**

<u>door</u>	listen	need	light
from	window	paper	middle
book	are	cabinet	spell
chair	pencil	your	what





Unit 2 Grammar Check 2.1 Regular Plurals with -s

A noun is the name of a person, a place, a thing, or an idea.

"Plural" means two or more.

Different nouns have different plural endings.

Add an **s** to most nouns to make them plural.

	<u>plural</u>		<u>plural</u>
name	names	age	ages
date	dates	number	numbers

B. Circle the noun. Write the plural in the blank.

1. what speak book

The teacher has three books.

2. she pencil have

They need two _____.

3. teacher put the

Listen to the _____.

4. this study chair

Those are _____.

5. cabinet spell they

These are _____.

- C. Look at the picture on page 4.**
Write the plural forms of all the nouns you circled.

doors

- D. Write a or an in the blanks.**

1. a name

6. _____ first name

11. _____ middle name

2. _____ address

7. _____ age

12. _____ phone number

3. _____ last name

8. _____ country

13. _____ date of birth

4. _____ window

9. _____ eraser

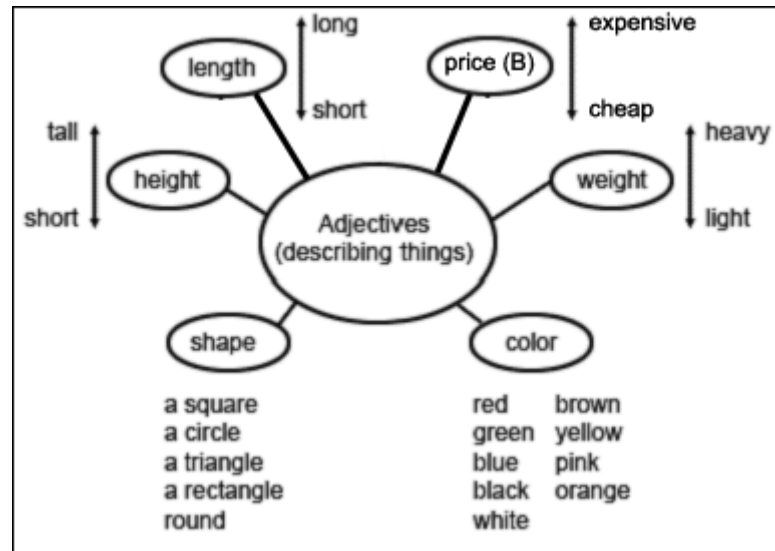
14. _____ table

5. _____ clock

10. _____ trash can

15. _____ notebook

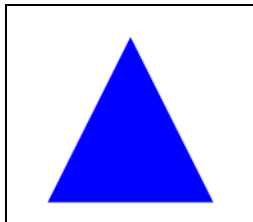
IV. Describing Nouns



A. Shapes


What shape is it?

1.



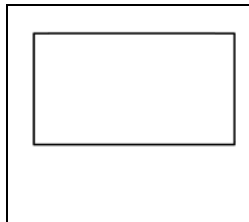
- a. a circle
- b. a triangle
- c. a square

2.




- a. a circle
- b. a triangle
- c. a square

3.




- a. a rectangle
- b. a triangle
- c. a square

4.



- a. a rectangle
- b. round
- c. a square

5.



- a. round
- b. a triangle
- c. a square

B. Matching

Match the adjective with the picture

1. Expensive e

2. Long _____

3. Tall _____

4. Heavy _____

5. Cheap _____

6. Short _____

7. Light _____

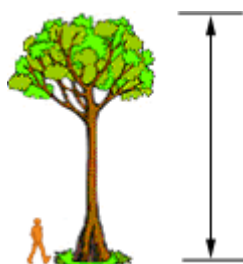
a.



b.



c.



d.



e.



f.



g.

